

Lesson 1

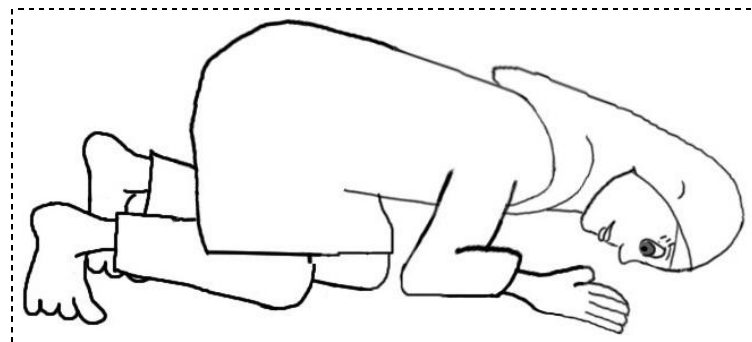
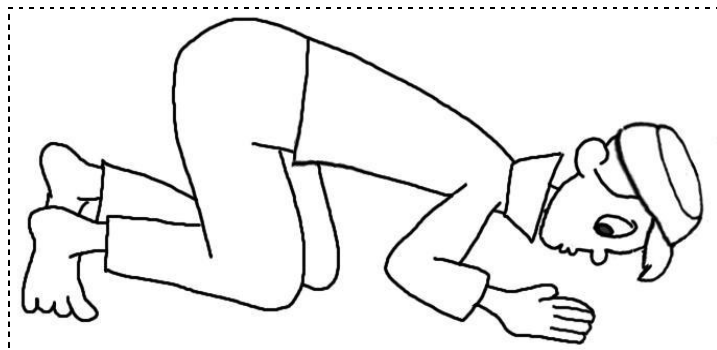
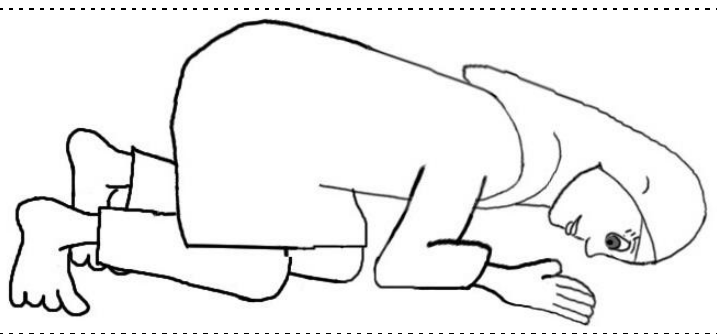

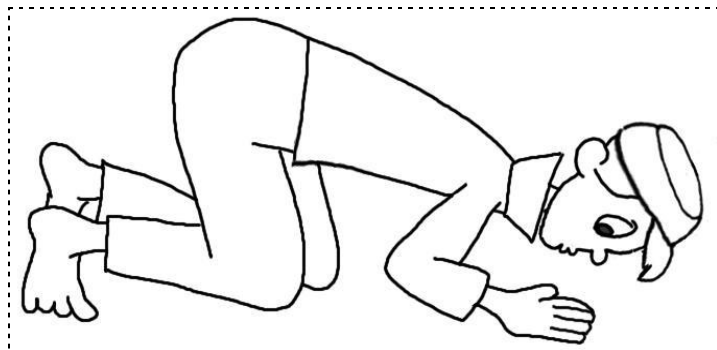

Saláh

Yusuf and Amina wish to pray a 2-rak'ah salah. Colour the pictures of Yusuf and Amina in the next three pages and then cut them out along the dotted lines. Then stick the pictures of Yusuf and Amina in the correct boxes in the next 4 pages, to show them praying their 2-rak'ah salah in the right sequence.


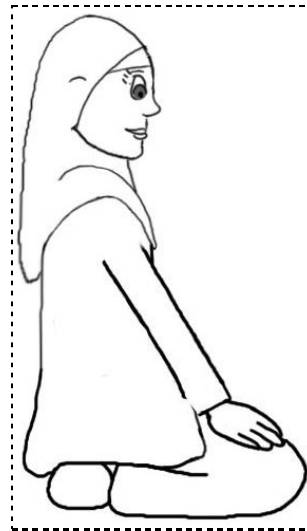
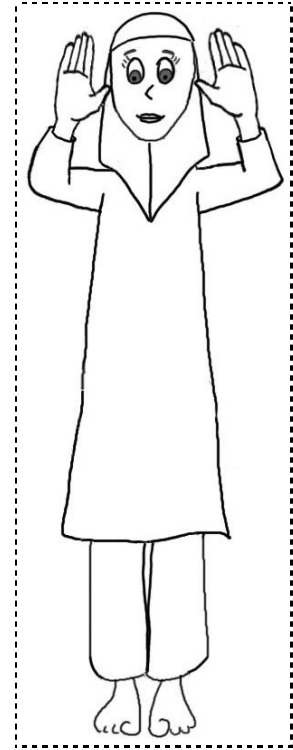
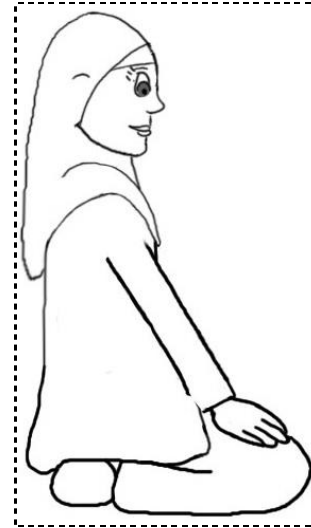

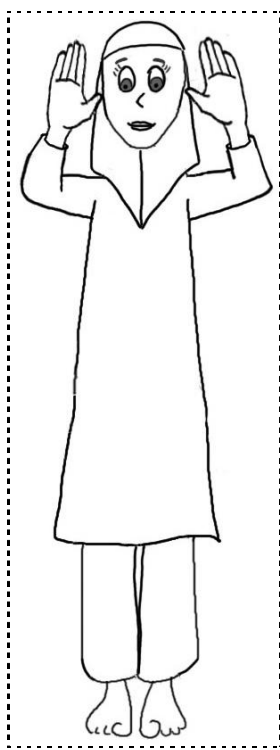

You can mix the pictures of Yusuf and Amina as you like provided you get the actions of salāh in the right order.

If you don't finish this in class, ask your mum or dad to help you finish it at home.

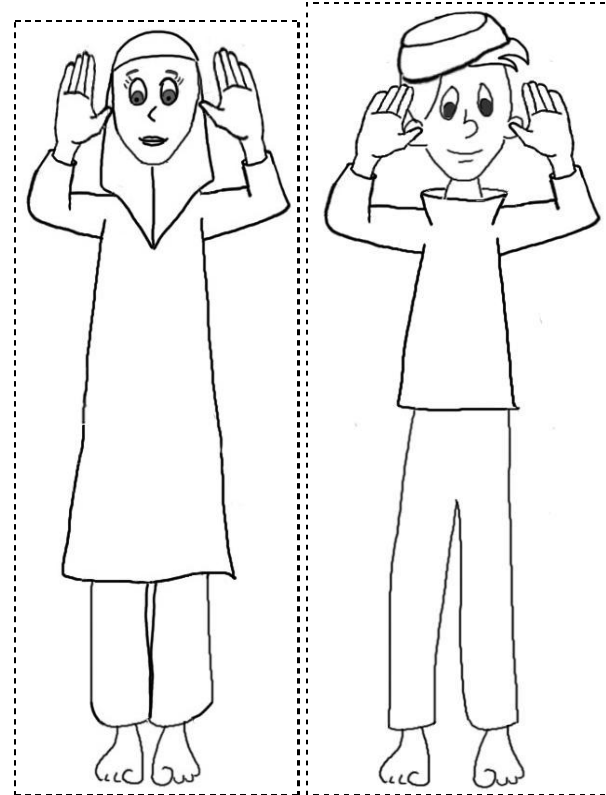

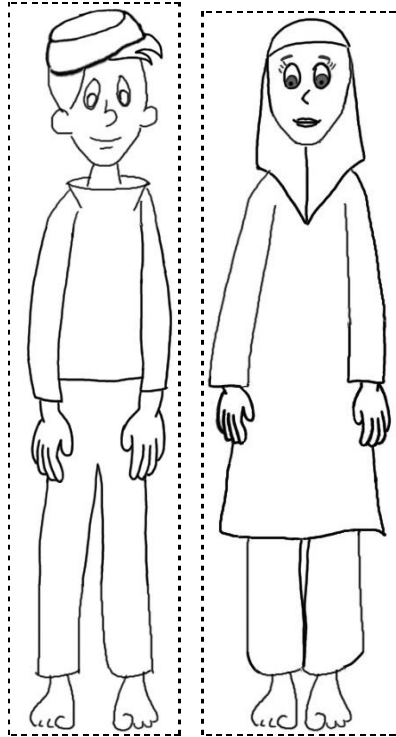
This page left blank intentionally.



This page left blank intentionally to allow the cut outs on the previous page.



This page left blank intentionally to allow the cut outs on the previous page.

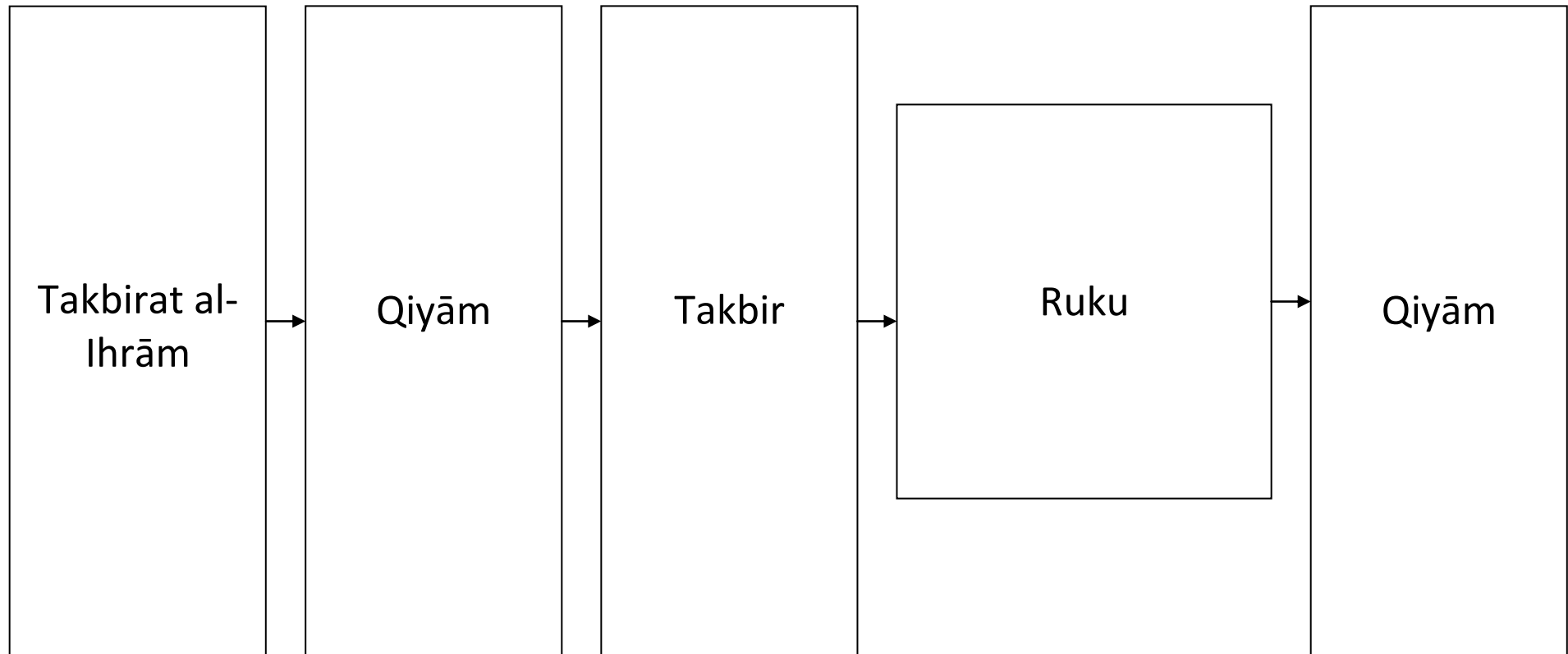


This page left blank intentionally to allow the cut outs on the previous page.

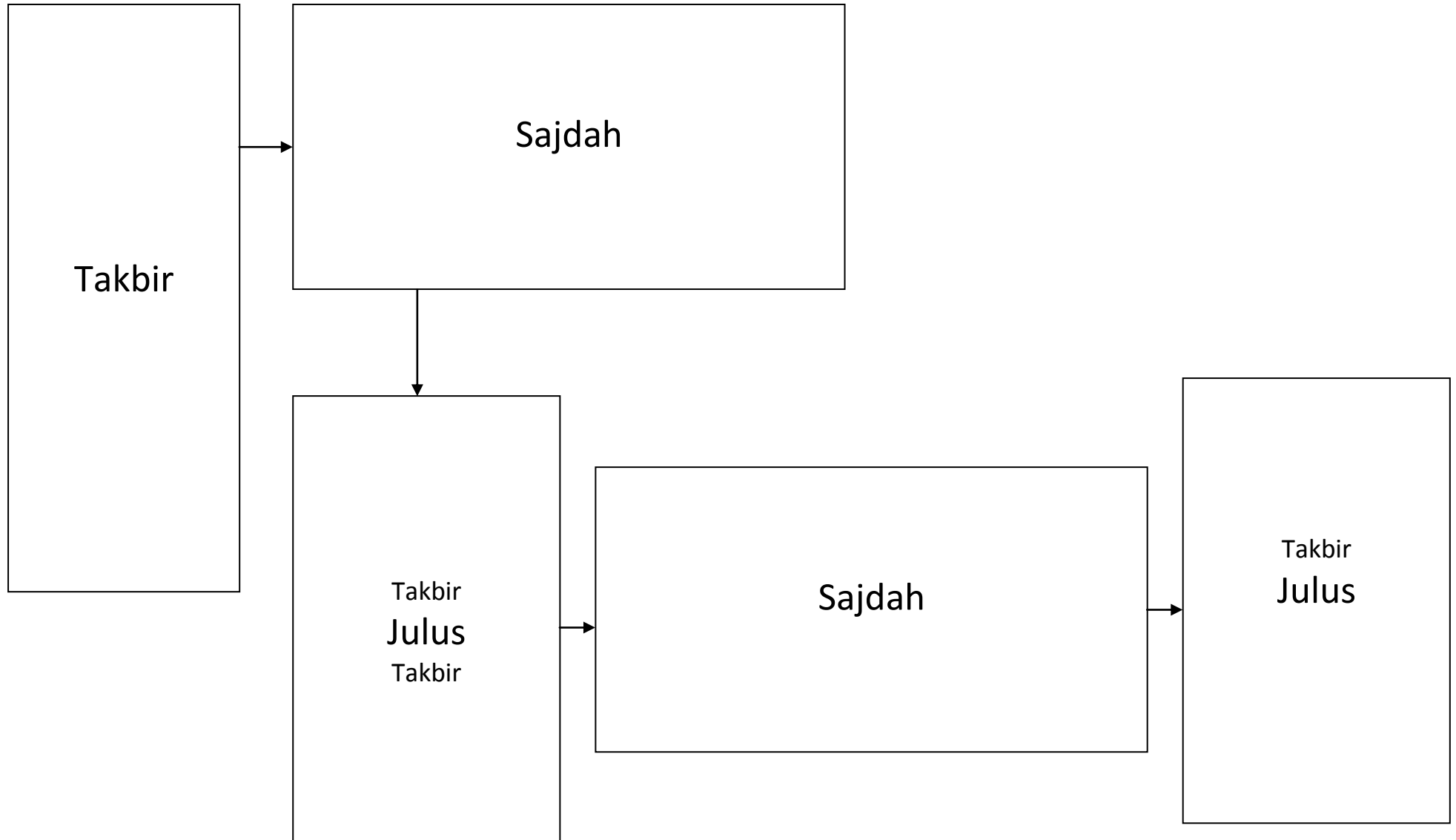
YUSUF PRAYS SALAT AL-FAJR

After you've coloured and cut out the pictures of Yusuf in the previous 3 pages, stick them in the right order here to show Yusuf praying 2 rak'ahs in the right order.

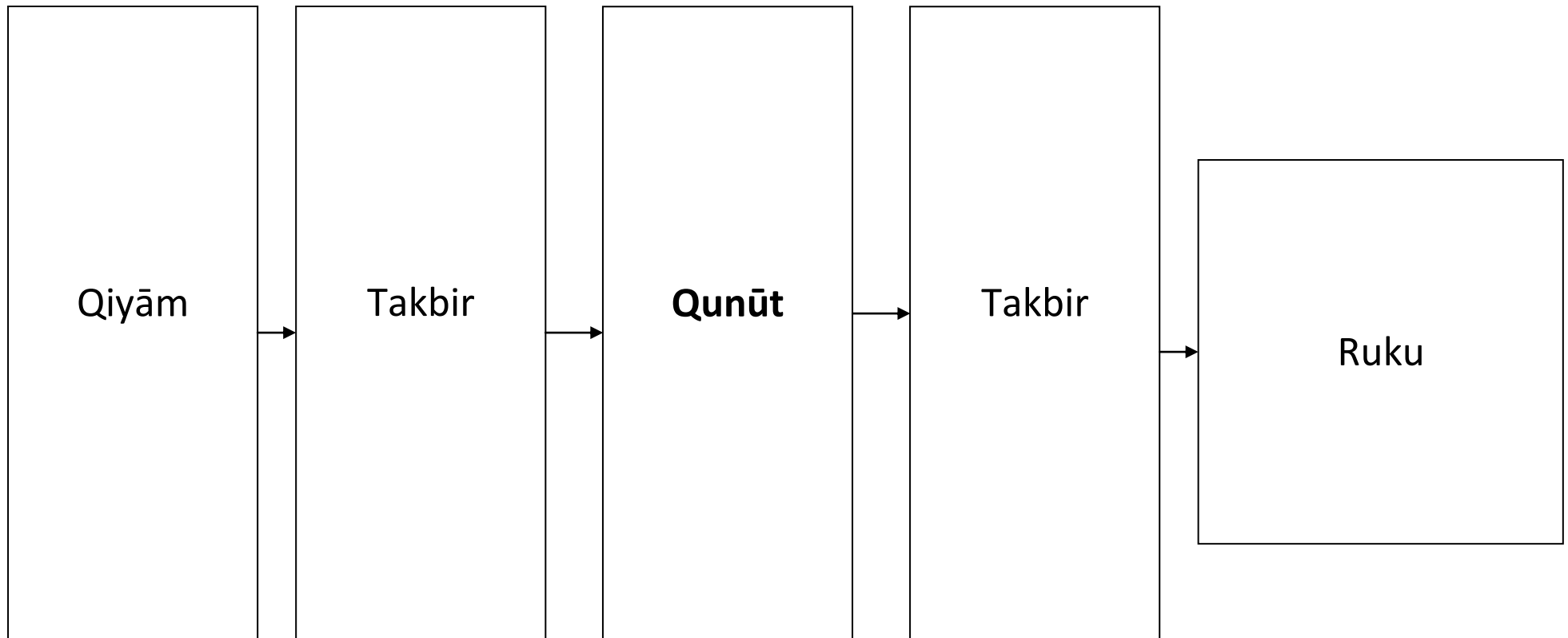
THE FIRST RAK'AH



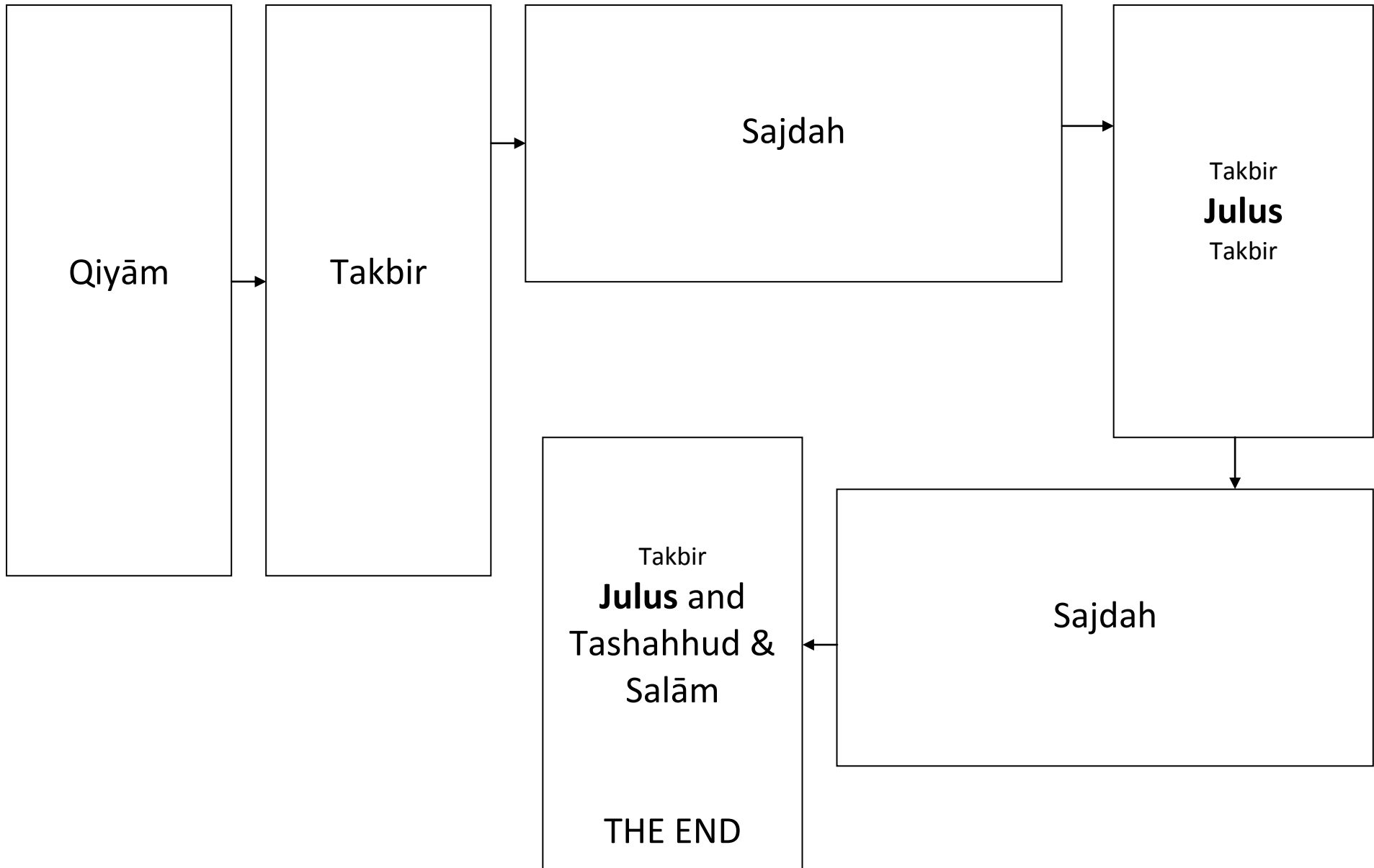
THE FIRST RAK'AH (CONTINUED)



THE SECOND RAK'AH



THE SECOND RAK'AH (CONTINUED)



Lesson 2

Islamic Phrases

Colour the following Islamic phrase. Can you read it with its meaning?

When we want Allah to protect us from Shaytan we say:

أَعُوذُ بِاللَّهِ مِنَ الشَّيْطَانِ الرَّجِيمِ

Audhu Billahi Min ash-Shaytanir Rajeem


I ask Allah to protect me from the cursed Shaytan

Lesson 2

Islamic Phrases

Colour the following Islamic phrase. Can you read it with its meaning?

Before we eat or do anything we say:



Bismilláhir Rahmánir Rahím


I begin in the name of Allah, the Kind and the Merciful

Lesson 2

Islamic Phrases

Colour the following Islamic phrase. Can you read it with its meaning?

When we see something big or wonderful, we say:



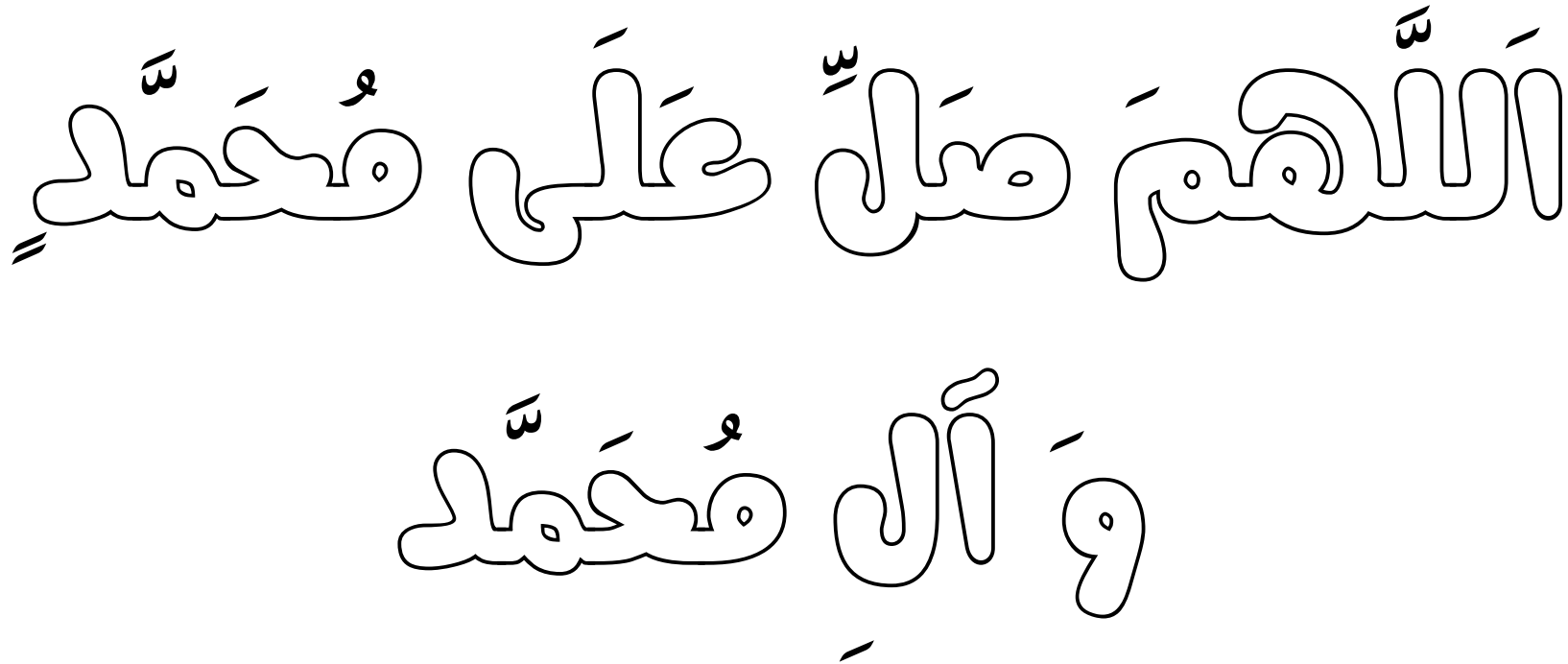
Alláhu Akbar

Allah is the greater than everything

Lesson 2

Islamic Phrases

Colour the following Islamic phrase. Can you read it with its meaning?
When we hear the name of Rasulullah (s) or a ma'sum ('a) we say:



Allahumma salli 'ala Muhammadin wa Aali Muhammad
O Allah, bless Prophet Muhammad and his family

Lesson 2

Islamic Phrases

Prophet Muhammad (s) taught us to always say Bismillāhir Rahmānir Rahím before we begin doing anything because we want Allah to help us in whatever we are doing.

When we say Bismillāhir Rahmānir Rahím before we do anything, then Allah keeps Shaytan away from us so that he cannot come and spoil what we are doing.

A POEM

START THINGS RIGHT WITH BISMILLAH

When you get up in the morning,
Before you leave your bed,
Say Bismillah.

Before you brush your teeth,
Before you comb your hair,
Before you change your clothes,
Say Bismillah.

When you sit yourself on the table,
Before you eat, say Bismillah.

Before you leave or enter your house,
Before you write or draw,
Before you play,
Say Bismillah.

Start things right with Bismillah

STORY TIME


THE RING IN THE STOMACH OF THE FISH

There was once a lady who always used to say **BISMILLAHIR RAHMANIR RAHIM** before she did anything. She knew that Allah would then always be with her.


Every night before she went to sleep, this woman would take her ring off and put in her cupboard. And, as always, before she took off her ring she would say **BISMILLAHIR RAHMANIR RAHIM**. She knew then that it would be safe.

Now her husband did not believe that just by saying **BISMILLAHIR RAHMANIR RAHIM**, Allah would help you. So to show his wife that just saying **BISMILLAHIR RAHMANIR RAHIM** did not make a difference, he took his wife's ring from the cupboard, where she had kept it safely, and threw it in the nearby river.

The next morning the woman did not have time to get her ring, which she thought was still safe in the cupboard, because she was late getting to the market.



From the market the woman bought some fish for their dinner that evening. When she got home she began to cut the fish so she could cook it, and do you know what she found in the belly of the fish?



Her ring. The one her husband had thrown in the river. The fish had swallowed it. The woman was so surprised to find her ring in the stomach of the fish, that when her husband came home from work she told him all about it.

Her husband was shocked. He then told her how he had thrown her ring in the river. He also told her how sorry he was and that now he truly believed that Allah looks after anyone who says: **BISMILLAHIR RAHMANIR RAHIM**.

So always say **BISMILLAHIR RAHMANIR RAHIM** before you do anything so that Allah will look after you.

MAKE YOUR OWN ISLAMIC CALENDAR!

Cut out the months list along the dotted line then stick it on some cardboard. Next cut out the slider and cut the two slits in it as well. (The middle part of the slider goes *behind* the Months card.)

MUHARRAM

SAFAR

RABI UL-AWWAL

RABI UTH-THANI

JAMADI UL-ULA

JAMADI UL-UKHRA

RAJAB


SHA'BAN

RAMADAN

SHAWWAL

DHUL QA'ADA

DHUL HIJJAH



This page left intentionally blank to allow the cutouts on the previous page

Lesson 6

The Islamic Months

Colour in the Islamic Months!

1
MUHURRAM

2
SAFAR

3
RABI UL
AWWAL

4
RABI UTH
THANI

5
JAMADI UL
ULA

6
JAMADI UL
UKHRA

7
RAJAB

8
SHABAN

9
RAMADAN

10
SHAWWAL

11
DHUL
QA'ADA

12
DHUL
HIJJAH

Do you remember the Fasting Month??

Circle the month in which Muslims fast.

Lesson 6

The Islamic Months

Using the Islamic calendar, look up the following dates and write them down.

EVENT	ISLAMIC DATE
Ashūra	
Birth of Imām Husayn ('a)	
Wafāt of Prophet Muhammad (s)	
Birth of Imām Ali ('a)	
Birth of Prophet Muhammad (s)	
Wafāt of Sayyida Fātima ('a)	
Laylat al-Qadr	
Birth of Sayyida Fātima ('a)	
Shahadah of Imam Ali ('a)	

Pick three other important events ('Id, Wilādah, Wafāt) from the Islamic Calendar and write down the event and the date below.

1. _____
2. _____
3. _____

Lesson 6

The Islamic Months

I N C W K P F J K R A A
R N A K W O B A B A R D
A R A B H R W M J M H A
F M U H A R R A M A K A
A B A A T H M D E D U Q
S U U K B H S I B A L L
C Y R A E H T L Z N I U
H A J J I H L U H D D H
L A W W A H S L I B A D
R X T Z H W E A C B M W
K R A B I U L A W W A L
B I C K G D K H E W J R

In the wordsearch above, find all the Islamic months listed below.

DHUL HIJAH

DHUL QAADA

JAMADIL UKHRA

JAMADIL ULA

MUHARRAM

RABIUL AWWAL

RABIUTH THANI

RAJAB

RAMADAN

SAFAR

SHABAN

SHAWWAL